

# EXPENSE REPORT 2018



## Financial year-end announcement

Dear investors,

This document represents an overview for the year-end 2018 regarding the DIM Ecosystem expenditure report. This covers all the expenses on predominantly four main sectors.

The first sector, is the main operations and development site in South Africa and is stated in South African Rands. Majority of these costs associated to South Africa were specifically chosen because of the cost efficiency that exists in this country, with an average of R13.50 to 1 USD throughout the year, promoted the decision that South Africa was the best location to stretch every ICO dollar further and more efficiently.

The second sector was our primary European development sites in Germany, costs associated with this specific sector are directly attributed to a back-end framework designed for the Hybrid Stock Exchange (HYBSE) and the back-end design of DGX (fiat to crypto-exchange software).

The third sector, is the main development site in India which, is the site for the majority of the workforce of HYBSE, the balance of work for DGX and will soon be handling most of the optimization of the ecosystem's suite of products.

The fourth sector was a combination of all outsourced consulting firms and sundrie expenses, associated with mostly listing our products on exchanges, marketing, and legal affairs.

All records presented in this state are of a true reflection and are accountable through our vendor management process. We are happy with where the products have taken us thus far and encourage our investors to continuously look forward to the evolution of these products and services, and how they will impact positively on global citizens. Let this financial overview be a statement of our transparency and loyalty to our investors and participants of the ecosystem.

---

Prepared by  
Financial Officer  
Verosha Doolam

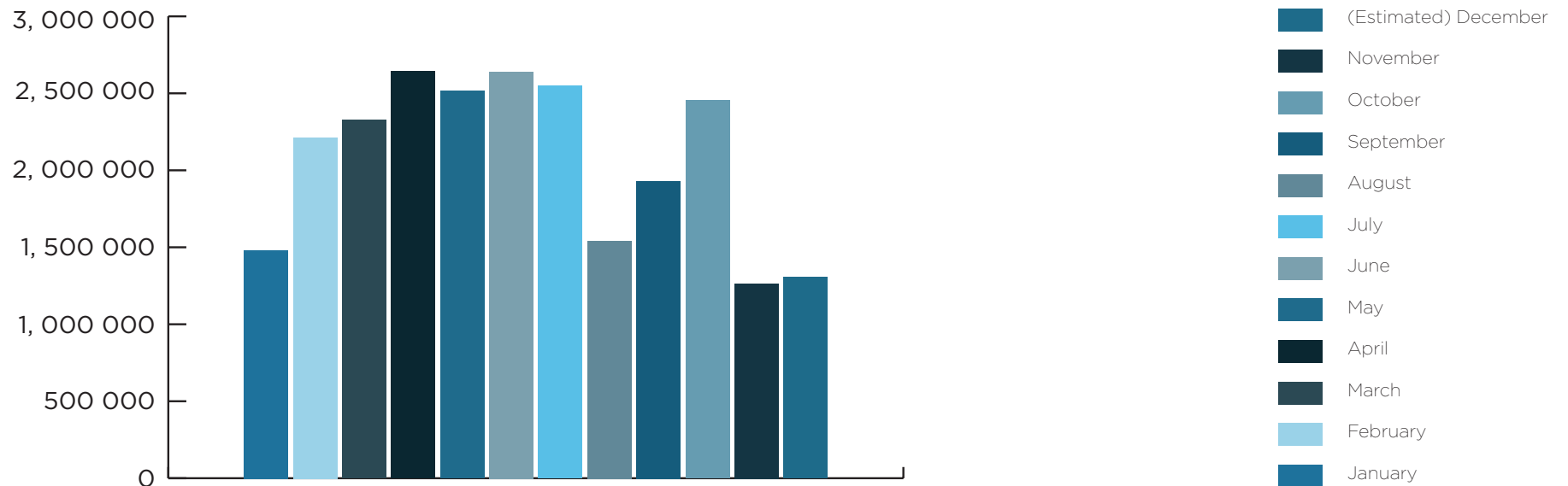
Approved by  
E.O.M  
Daniel Liu



# Income

## Financial Overview for the year ending 31 December 2018

BTC / ZAR	January 2018	February 2018	March 2018	April 2018	May 2018	June 2018	July 2018	August 2018	September 2018	October 2018	November 2018	(Estimated) December 2018	Total for the year
Income (ZAR)	1,481,539.21	2,297,038.84	2,420,854.67	2,709,216.98	2,599,595.73	2,738,506.70	2,661,684.25	1,671,960.65	2,073,038.45	2,509,609.92	1,354,434.49	1,339,823.21	25,857,303.10
Operations South Africa													
Opening Balance for the period	189,353.21	162,794.21	173,053.21	142,389.07	159,467.86	164,460.86	158,547.75	172,542.60	177,077.57	184,604.88	116,045.80	139,823.21	1,940,160.23
ICO Funding	1,292,186.00	2,134,244.63	2,247,801.46	2,566,827.91	2,440,127.87	2,574,045.84	2,503,136.50	1,499,418.05	1,895,960.88	2,325,005.04	1,238,388.69	1,200,000.00	23,917,142.87



**DIM Foundation Expense Report  
2018**



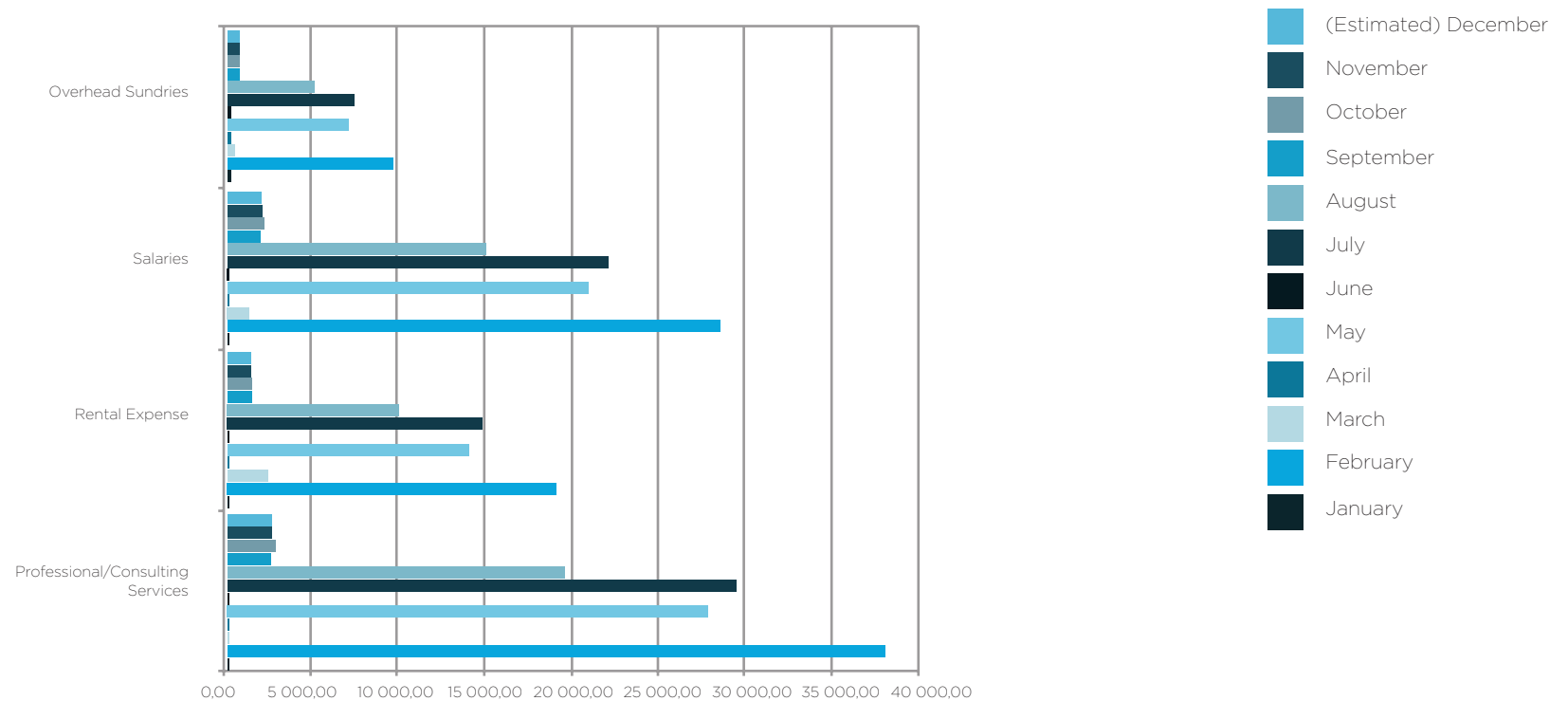
BTC / ZAR	January 2018	February 2018	March 2018	April 2018	May 2018	June 2018	July 2018	August 2018	September 2018	October 2018	November 2018	(Estimated) December 2018	Total for the year
<b>Expenses (ZAR)</b>	<b>1 318 745,00</b>	<b>2 123 985,63</b>	<b>2 278 465,60</b>	<b>2 549 749,12</b>	<b>2 435 134,87</b>	<b>2 579 958,95</b>	<b>2 489 141,65</b>	<b>1 494 883,08</b>	<b>1 888 433,57</b>	<b>2 393 564,12</b>	<b>1 214 611,28</b>	<b>1 255 068,00</b>	<b>24 021 740,87</b>
<b>Operations South Africa</b>													
Accounting fees	0,00	0,00	0,00	0,00	0,00	3 800,77	3 600,00	3 600,00	0,00	4 025,00	0,00	0,00	15 025,77
Computer expense	174,00	13 303,00	330 717,80	64 260,70	38 894,99	15 000,00	35 792,65	35 792,65	5 684,90	3 500,00	0,00	0,00	543 120,69
Fuel expense	6 500,00	7 400,00	8 500,00	6 778,90	17 500,00	8 000,00	8 500,00	4 000,00	12 000,00	18 000,00	15 000,00	4 000,00	116 178,90
Furniture & Fittings	24 000,00	2 412,53	198 966,28	15 490,00	111 889,00	0,00	21 131,02	0,00	0,00	0,00	0,00	0,00	373 888,83
Insurance	5 919,17	5 919,17	8 071,23	8 071,23	8 071,23	8 071,23	18 832,57	18 832,57	18 832,57	18 832,57	18 832,57	18 832,57	157 118,68
I.T. Infrastructure	16 559,00	88 741,00	126 664,00	82 321,00	85 007,00	85 913,00	84 996,00	87 045,00	86 472,00	67 400,00	56 202,00	55 068,00	922 388,00
Marketing & Advertising	3 600,00	0,00	0,00	329 601,50	27 023,68	30 000,00	42 000,00	0,00	0,00	0,00	0,00	0,00	432 225,18
Motor Vehicles	1 720,00	80 079,60	26 468,87	5 687,16	4 915,11	120 627,43	9 200,00	0,00	20 400,00	8 352,35	5 269,86	0,00	282 720,38
Motor Vehicle – Transportation	12 580,00	120 119,40	39 703,30	8 530,74	7 372,66	180 941,15	13 800,00	0,00	30 600,00	12 528,52	7 904,78	0,00	434 080,55
Office Supplies	15 000,00	12 000,00	21 775,20	17 100,60	12 990,79	15 000,00	15 000,00	17 000,00	16 000,00	17 900,00	0,00	2 000,00	161 766,59
Postage & Courier	0,00	2 905,96	0,00	778,41	0,00	0,00	0,00	0,00	0,00	0,00	330,00	330,00	4 344,37
Professional/Consulting Services	250 000,00	300 000,00	100 000,00	200 000,00	350 000,00	300 000,00	300 000,00	0,00	100 000,00	100 000,00	100 000,00	0,00	2 100 000,00
Rental & Electricity	42 000,00	372 283,38	311 705,14	366 608,16	380 000,00	400 000,00	509 238,66	449 426,23	450 762,81	512 000,00	0,00	380 000,00	4 174 024,38
Repairs & Maintenance	0,00	52 448,30	48 714,14	54 600,00	7 000,00	25 000,00	29 500,00	0,00	7 500,69	2 500,00	0,00	5 000,00	232 263,13
Salaries	468 770,12	530 154,15	650 271,63	629 346,51	615 944,72	742 401,28	731 357,44	671 377,47	632 697,07	801 236,06	539 741,67	500 000,00	7 513 298,12
Stationery	2 661,90	0,00	1 226,70	0,00	0,00	0,00	0,00	0,00	0,00	2 000,00	0,00	0,00	5 888,60
Staff Training	7880,00	58600,00	14 706,00	59 285,10	0,00	0,00	0,00	0,00	0,00	0,00	0,00	0,00	140 471,10
Sundries	2581,81	22670,14	9 904,99	6 700,21	18 500,00	17 625,67	18 500,00	18 900,00	12 914,00	6 259,08	3 500,00	6 700,00	144 755,90
Telephone	5 500,00	5 500,00	6 500,00	6 500,00	6 500,00	6 500,00	6 500,00	6 500,00	6 500,00	6 500,00	5 920,59	5 000,00	73 920,59
Travel & Accommodation	0,00	6 650,00	0,00	176 049,00	0,00	0,00	29 639,89	0,00	9 446,07	124400,59	0,00	70 000,00	416 185,55
Website Hosting & Maintenance	2 799,00	2 799,00	3 766,60	3 766,60	3 766,60	3 766,60	3 766,60	3 766,60	3 766,60	3 766,60	3 766,60	3 770,00	43 267,40
<b>Dev Team South Africa</b>													
Professional/Consulting Services	400 000,00	400 000,00	300 000,00	400 000,00	593970,09	400 000,00	400 000,00	0,00	242 000,00	350 000,00	220 000,00	4 367,43	3 710 337,52
Salaries	40 000,00	40 000,00	70 803,72	104 364,30	145 789,00	178 642,56	178 642,56	178 642,56	187 302,93	208 763,94	190 717,85	200 000,00	1 723 669,42
Staff Training	10 500,00	0,00	0,00	3 909,00	0,00	0,00	0,00	0,00	0,00	0,00	600,00	0,00	15 009,00
Travel & Accommodation	0,00	0,00	0,00	0,00	0,00	38 669,26	29 144,26	0,00	45 553,93	125 599,41	46 825,36	0,00	285 792,22
<b>Closing Balance for the period</b>	<b>162 794,21</b>	<b>173 053,21</b>	<b>142 389,07</b>	<b>159 467,86</b>	<b>164 460,86</b>	<b>158 547,75</b>	<b>172 542,60</b>	<b>177 077,57</b>	<b>184 604,88</b>	<b>116 045,80</b>	<b>139 823,21</b>	<b>84 755,21</b>	<b>1 835 562,23</b>



**DIM Foundation Expense Report  
2018**



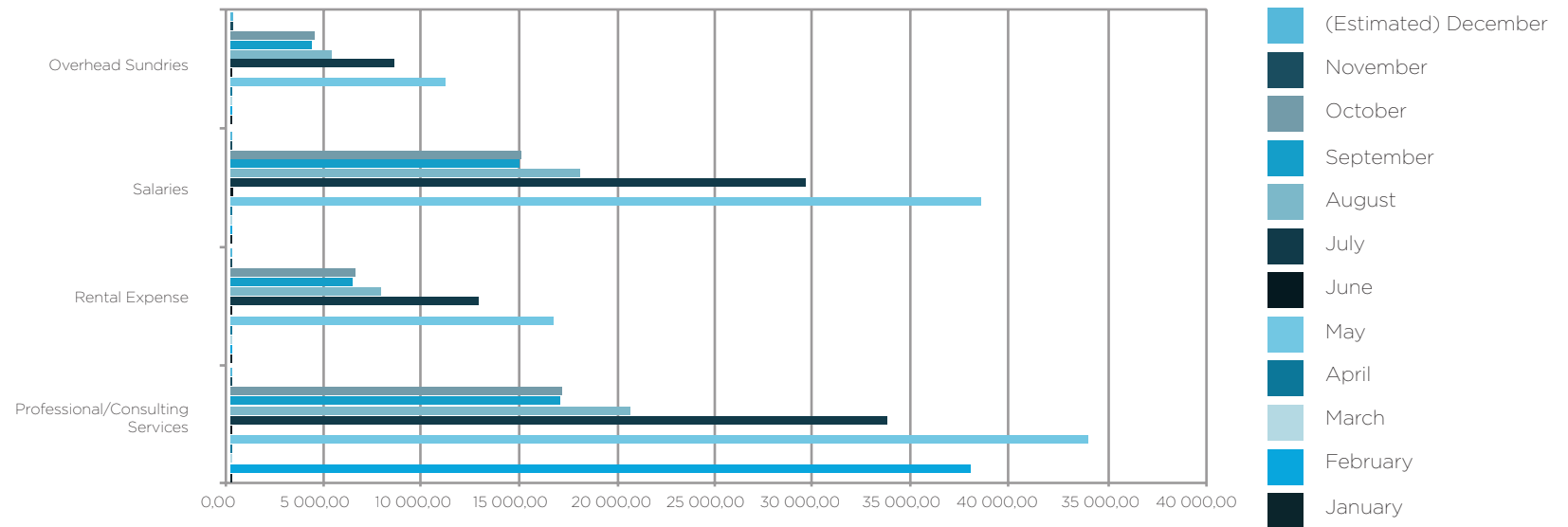
BTC / EUROS	January 2018	February 2018	March 2018	April 2018	May 2018	June 2018	July 2018	August 2018	September 2018	October 2018	November 2018	(Estimated) December 2018	Total for the year
<b>Dev Team Germany</b>													
Professional/Consulting Services	0,00	37 766,89	0,00	0,00	27 664,70	0,00	29 188,44	19 735,60	2 466,71	2 674,39	2 564,35	2 564,35	<b>124 625,43</b>
Rental expense	0,00	18 883,45	2 349,80	0,00	13 832,35	88,24	14 594,22	9 867,80	1 233,35	1 337,20	1 282,18	1 282,18	<b>64 750,75</b>
Salaries	0,00	28 325,17	1 174,90	0,00	20 748,52	44,12	21 891,33	14 801,70	1 850,03	2 005,79	1 923,26	1 923,26	<b>94 688,09</b>
Overhead Sundries	0,00	9 441,72	391,63	0,00	6 916,17	14,71	7 297,11	4 933,90	616,68	668,60	641,09	641,09	<b>31 562,70</b>
<b>Total Expenses</b>	<b>0,00</b>	<b>94 417,23</b>	<b>3 916,33</b>	<b>0,00</b>	<b>69 161,74</b>	<b>147,06</b>	<b>72 971,09</b>	<b>49 339,00</b>	<b>6 166,77</b>	<b>6 685,98</b>	<b>6 410,88</b>	<b>6 410,88</b>	<b>315 626,96</b>



**DIM Foundation Expense Report  
2018**



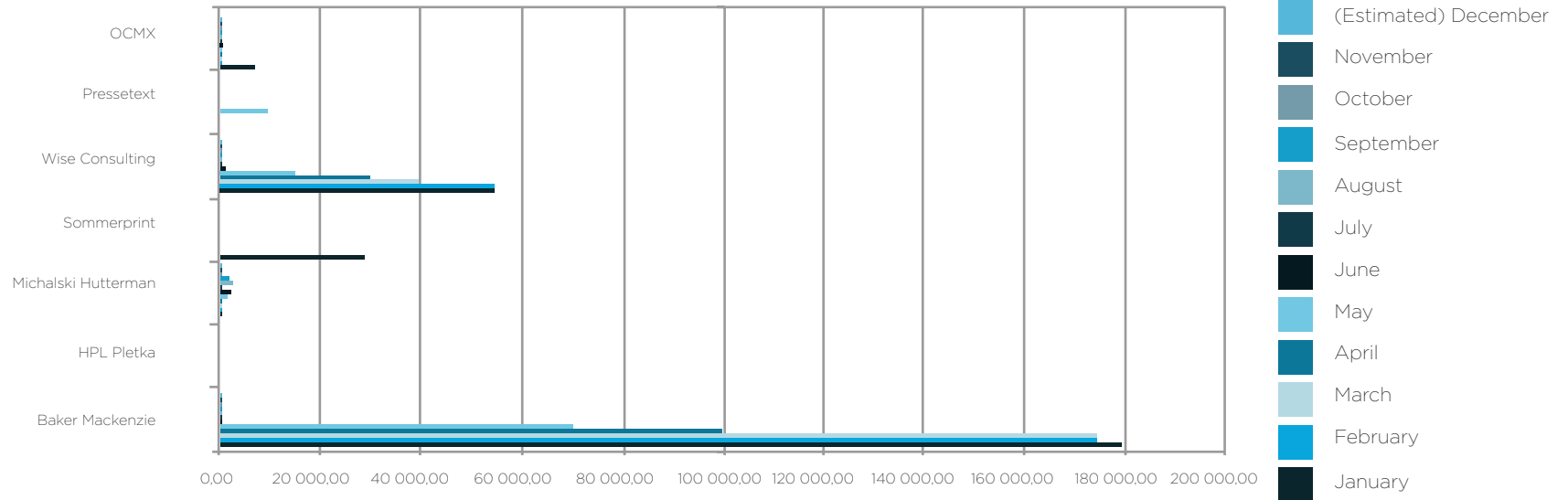
BTC / EUROS	January 2018	February 2018	March 2018	April 2018	May 2018	June 2018	July 2018	August 2018	September 2018	October 2018	November 2018	(Estimated) December 2018	Total for the year
<b>Dev Team India</b>													
Professional/Consulting Services	0,00	4 777,65	0,00	0,00	17 560,00	0,00	18 957,54	12 502,29	13 872,37	6 762,00	12 206,71	0,00	<b>86 638,56</b>
Rental expense	0,00	1 194,41	0,00	0,00	6 585,00	0,00	7 109,08	4 688,36	5 202,14	2 535,75	3 051,68	0,00	<b>30 366,42</b>
Salaries	0,00	3 583,24	0,00	0,00	15 365,00	0,00	17 967,23	12 022,08	13 926,41	5 916,25	9 155,03	0,00	<b>77 935,25</b>
Overhead Sundries	0,00	2 388,82	0,00	0,00	4 390,00	0,00	3 360,00	2 043,00	1 680,00	1 691,00	6 103,36	0,00	<b>21 656,18</b>
<b>Total Expenses</b>	<b>0,00</b>	<b>11 944,12</b>	<b>0,00</b>	<b>0,00</b>	<b>43 900,00</b>	<b>0,00</b>	<b>47 393,85</b>	<b>31 255,73</b>	<b>34 680,92</b>	<b>16 905,00</b>	<b>30 516,78</b>	<b>0,00</b>	<b>216 596,40</b>




**DIM Foundation Expense Report  
2018**



BTC / EUROS	January 2018	February 2018	March 2018	April 2018	May 2018	June 2018	July 2018	August 2018	September 2018	October 2018	November 2018	(Estimated) December 2018	Total for the year
HPL Pletka	204 617,82	198 933,19	198 933,19	113 675,00	79 753,01	0,00	0,00	0,00	0,00	0,00	0,00	0,00	795 912,21
Michalski Hutterman	0,00	0,00	0,00	0,00	1 022,27	1 873,24	0,00	2 214,91	1 351,66	0,00	0,00	0,00	6 462,08
Sommerprint	32 962,00	0,00	19 688,49	9 131,96	0,00	7 969,78	0,00	0,00	0,00	0,00	0,00	0,00	69 752,23
Wise Consulting	56 475,05	56 475,05	45 465,00	34 094,00	17 047,00	493,51	0,00	0,00	0,00	0,00	0,00	0,00	210 049,61
Presstext	0,00	0,00	0,00	8 031,65	9 975,00	0,00	0,00	0,00	0,00	0,00	0,00	0,00	18 006,65
Exchange Listing	6 648,93	0,00	0,00	0,00	0,00	0,00	0,00	0,00	0,00	0,00	0,00	0,00	6 648,93
Marketing & Advertising	0,00	20 563,32	20 830,82	6 967,98	10 160,94	4 427,65	13 078,62	13 623,55	11 920,61	715,24	14 931,23	6 130,60	123 350,56
<b>Total Expenses</b>	<b>300 703,80</b>	<b>275 971,56</b>	<b>284 917,50</b>	<b>171 900,59</b>	<b>117 958,22</b>	<b>14 764,18</b>	<b>13 078,62</b>	<b>15 838,46</b>	<b>13 272,27</b>	<b>715,24</b>	<b>14 931,23</b>	<b>6 130,60</b>	<b>1 230 182,27</b>







Property of the DIM Foundation 2018.

No unauthorised copying, usage or distribution of this document will be permitted.

This document is a representation and overview of the current standing of the financial expenditure for the year of 2018, and is not to be represented as a full reporting on the financial status of the company.

This is not to be considered as a financial statement, general ledger, cash flow, or profit and loss statement

All figures represented in this document are captured and used for internal purposes only.

E & OE.